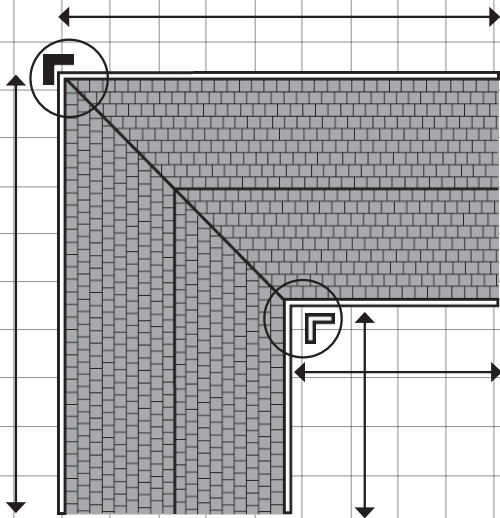


Perma Flow Gutter Protection has been engineered to meet the demands of the professional installer. Use this planning tool as a checklist to help determine the anticipated amount of Perma Flow guard sections and supplies required for your installation.

Note: Please be sure to read the installation instructions found in each carton of Perma Flow or online visiting www.PermaFlowbyCrane.com. Perma Flow Gutter Protection will not perform properly unless installed in accordance with manufacturer recommended instructions.

1 Measure the linear feet of gutter on the building.



2 Calculate the number of 8 foot Perma Flow guard sections required.

Enter total linear feet of gutter on building.


÷ 8

This number is the quantity of Perma Flow guard sections needed for your project.

Note: Each carton contains 25 - 8' sections that will cover 200 lineal feet of K-style gutter.

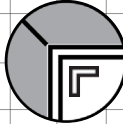
3 Count the number of outside corner assemblies

Enter total number of outside corners on building.



4 Total number of inside corner assemblies

Enter total number of inside corners on building.



Tools and Materials Needed

- Tape measure
- Power Screwdriver
- Hacksaw or Tin Snips
- Ladder
- Gloves
- Eye protection
- 1 1/2" anchor screws for new gutters (included)
- 1/2" metal screws for existing retrofit gutters (**not included**)